




How to upgrade the firmware of the Serviceman Plus

Version	Author	Description
V1.0, 09.04.2015	MZ	initial

- Check, which HW-Version (HV) you have. Switch on Serviceman Plus and wait for Start-Screen:



Older Hardware-Version,
Older Software-Version **SV:01.03**



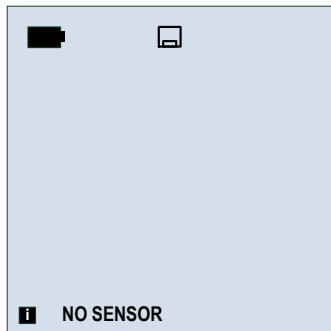
Current Hardware-Version,
Older Software-Version **SV:01.06**

HV:X1 or **HV:1.2** or **HV:1.21** stands for an older Hardware-Version, which needs an intermediate step for a firmware upgrade from **SV:01.03** to **SV:01.08** or later

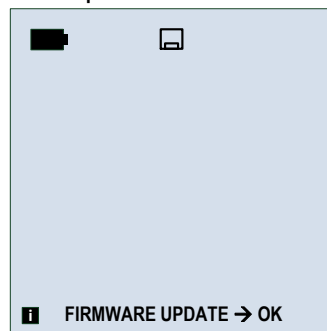
HV:VA1.3 or **HV:VC1.3** stands for the current Hardware-Version, which needs no intermediate step for a firmware upgrade to **SV:01.08** or later

Datum:	09.04.2015	Datei:	How to do firmware updates for the Serviceman Plus 20150409.docx	Version:	01-00
Autor:	MZ	Titel:		Status:	approved
Geprüft :		Seite:	1/3		

- Upgrade an older Hardware-Version **HV:X1** or **HV:1.2** or **HV:1.21**
Copy firmware-file sm3_01-04_20131023.fimg to an empty USB-Stick.
Insert Stick into Serviceman Plus and switch on device.
Wait until Standard screen occurs and push again the On/Off Button.
Push OK Button to start firmware update.



Standard Screen



Firmware Update

After Re-Boot of the System the following Start-Screen should occur:



Serviceman Plus updated to SV:01.04

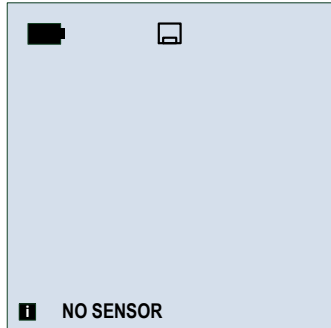
Remove all files from the USB-Stick and copy firmware-file scm155_unified_01-08_20140516.fimg (or upcoming version) to the USB-Stick. Repeat firmware update sequence as described above.



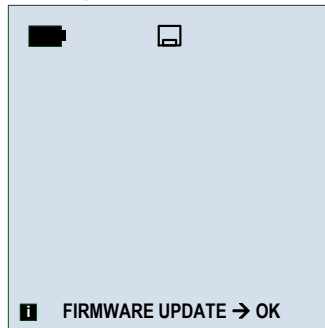
Serviceman Plus updated to SC:01.08

Datum:	09.04.2015	Datei:	How to do firmware updates for the Serviceman Plus 20150409.docx	Version:	01-00
Autor:	MZ	Titel:		Status:	approved
Geprüft :		Seite:	2/3		

- Upgrade a current Hardware-Version **HV:VA1.3** or **HV:VC1.3**
Copy firmware-file scm155_unified_01-08_20140516.fimg (or upcoming version) to an empty USB-Stick.
Insert Stick into Serviceman Plus and switch on device.
Wait until Standard screen occurs and push again the On/Off Button.
Push OK Button to start firmware update.



Standard Screen



Firmware Update

After Re-Boot of the System the following Start-Screen should occur:



Serviceman Plus updated to SV:01.08

Datum:	09.04.2015	Datei:	How to do firmware updates for the Serviceman Plus 20150409.docx	Version:	01-00
Autor:	MZ	Titel:		Status:	approved
Geprüft :		Seite:	3/3		